

# MINIRIG 3



APP GUIDE FOR ANDROID & IOS

# GETTING STARTED

Right let’s get this party on the road, first of all you need to connect your Minirig 3 to you phone.

Enter your Bluetooth settings and find the Minirig Mini, once found press to connect, once connected simply open the Minirig Mini App.



MINIRIG 3

MRBT3



MINIRIG 3


MRBT3

CONNECTED

# HOME SCREEN

## MEDIA CONTROLS











Still D.R.E. : Dr. Dre scrolling across

## BATTERY INDICATOR



## RENAME YOUR MINIRIG 3

MINIRIG MINI & MINIRIG

## WHAT ARE THE BUTTONS FOR?



Toggle between high and low gain settings, Low gain is perfect for those quiet movie moments and high gain is for when you really get into the music!

# AUDIO CONFIGURATION STEREO MODE



This is the standard setup, stereo Minirigs, Left channel coming out the left speaker, right channel coming out the right speaker with mono sum bass.



This is for those who like to have extra bass, left channel coming from left speaker and sub, right channel coming from right speaker and sub.

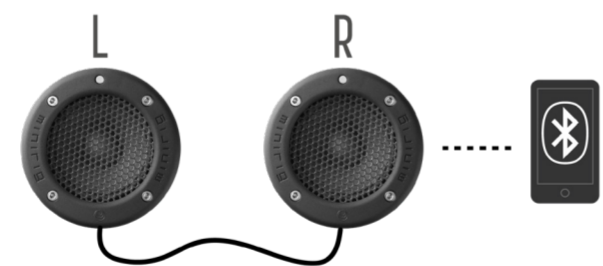


Mono link up mode is left and right coming out of all speakers, this is perfect for big link-ups!

# AUDIO CONFIGURATION STANDALONE MODE



This mode lets you play right & left channels through the Minirig 3 and Subwoofer.



This mode lets you use your Minirig 3 speakers in stereo using bluetooth and one audio standard cable.



This means the Minirig is now muted, perfect for stopping the music. When muted you can use the Minirig Mini as a headphone receiver.



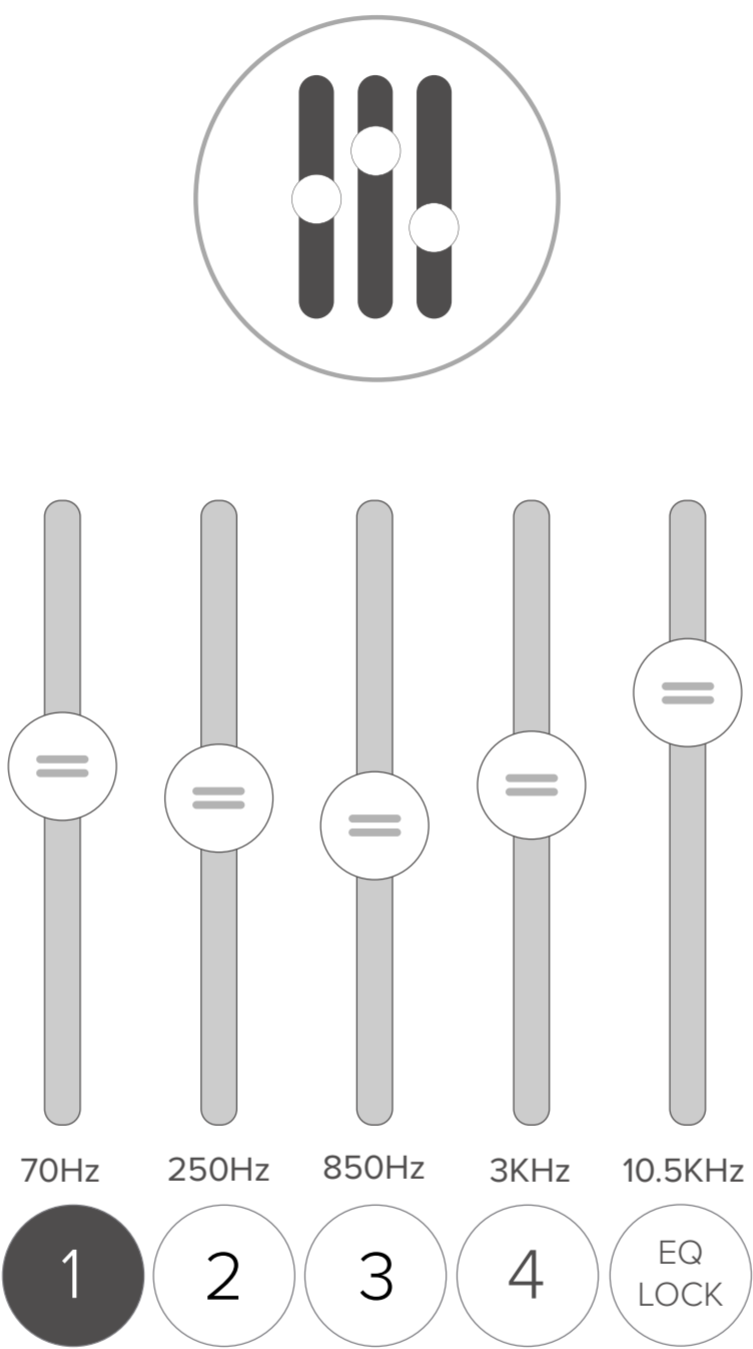
The speaker is not muted when this is shown.



Connect two phones via Bluetooth and decide who's playing music using the A/B mode, great for going B2B with your friends



# CUSTOMISE YOUR SOUND



Customize your sound with the Minirig EQ, pick the frequency you would like to turn up or turn down and simply move the slider to where you want it to be.

# STANDALONE /STEREO/LINKUP MODE



Press this to open up the option for Standalone/Stereo/Linkup mode



STANDALONE

Press this for using the Minirig 3 in standalone mode



STEREO

Press this to use two Minirig 3 speakers in stereo



LINKUP



Press this to enter the LINKUP option



START THE LINKUP!

Press this to start the party!



JOIN THE LINKUP!

Press this to join the party!



This simply turns your speaker OFF

# SPEAKER SETTINGS



## POWER SAVING MODE

Reduces bass and maximum volume. Use this to extend battery life or to reduce bass at lower volumes



## WIRELESS STEREO LOCK

Lock these two devices together so they automatically connect in wireless stereo when powered on.



## PAUSE/PLAY

If enabled, a single button press will play or pause the track. You must use the app to change gain.



## SKIP TRACK

If enabled, a double button press will skip to the next track. You must use the app for TWS pairing.



## TURN OFF AUTOMATICALLY

If enabled, the Minirig will turn off after half an hour when no music is playing.



## LED NIGHT MODE

Just dims the LED a bit as it can be a little distracting sometimes in the dark.



## LED PARTY MODE

The LED will beat in time with the music, just for fun.



## AUX STANDBY

If enabled, the Minirig will automatically turn off the amplifier and save power if no signal is detected.



## TONES

Disables or enables all tones.



## FACTORY RESET

If you are having any trouble with your Minirig, try doing a reset. Make sure you remove all cables and chargers before resetting. Afterwards, you will need to re-pair your phone.





## NEW MUSIC

Discover new music with exclusive Minirig mixes from some of the best artists around the world, great to play through your Minirig Speaker



## LIKE US ON FACEBOOK

Share your Minirig stories and be part of the Minirig community **HERE**



## SHARE YOUR PICS

Is there a Minirig moment you just need to share? send it on over to our Instagram page.



## MINIRIG MINI GUIDE

Discover what your Minirig Mini is capable of by having a read through the instruction Manual.

---



## APP GUIDE

What do all these buttons do? find out right here with the Minirig Mini App guide.

---



## SUPPORT

If you are having any issues with your Minirig products head on over to the Minirig support page so we can resolve the issue as quick as possible



Click below for monthly mixes and giveaways

