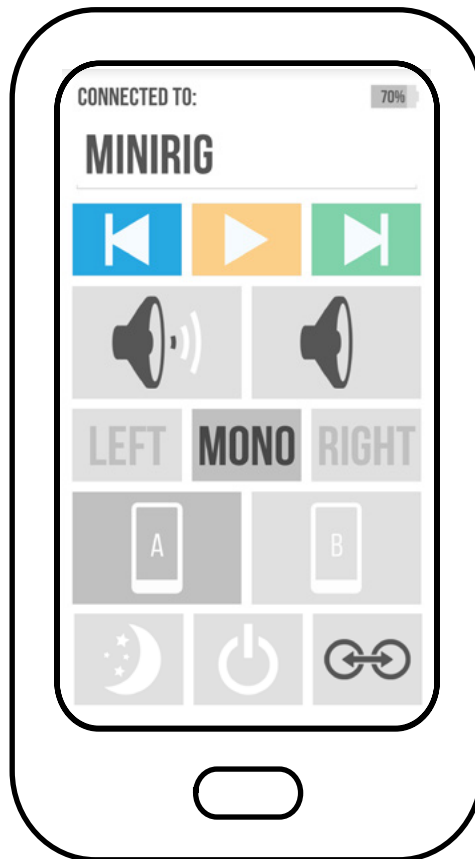


# MINIRIG

PORTABLE RECHARGEABLE BLUETOOTH SPEAKER



---

APP GUIDE MRBT-2

---

## CONNECTING

If you are already connected to a Minirig when you open the app, the app will connect and open up the options below automatically.

If you are not connected, press the “press to connect” button on the main page to take you into your devices Bluetooth settings where you can find and connect to your Minirig.



Once connected, hit the “back” button on your device and the app will connect and open up the options below.

## MEDIA CONTROLS

Begin by leaving the app (without closing it) and playing media using the method of your choice – Spotify, Soundcloud, You Tube etc. You can now use the media controls from within the Minirig app.



WHEN MEDIA IS PLAYING, THE APP WILL DISPLAY THIS SYMBOL.  
PRESS TO PAUSE THE MUSIC.



WHEN MEDIA IS PAUSED, THE APP WILL DISPLAY THIS SYMBOL.  
PRESS TO PLAY RESUME PLAYING MUSIC.



PRESS TO GO BACK TO THE START OF THE TRACK OR GO  
TO THE START OF THE THE PREVIOUS TRACK.



PRESS TO GO TO THE START OF THE NEXT TRACK.

## BATTERY INDICATER



INDICATES THAT MINIRIG IS CHARGING AND BATTERY IS 40% CHARGED



MINIRIG IS RUNNING ON BATTERY POWER WITH 70% CHARGE REMAINING



MINIRIG IS OUTPUTTING POWER WITH 24% CHARGE REMAINING

## RENAME YOUR MINIRIG

CONNECTED TO:

**MINIRIG**

DISPLAYS THE CURRENT BLUETOOTH NAME. PRESS TO CHANGE THE NAME - YOU WILL BE REQUIRED TO TURN THE MINIRIG OFF AND ON AGAIN FOR THE CHANGES TO TAKE EFFECT.

## WHAT DO THE BUTTONS DO



MINIRIG IS IN LOW GAIN. PRESS TO SELECT HIGH GAIN



MINIRIG IS IN HIGH GAIN. PRESS TO SELECT LOW GAIN



MINIRIG IS NOT MUTED SO SOUND WILL COME OUT OF THE SPEAKER. PRESS TO MUTE THE MINIRIG.



MINIRIG IS MUTED. SPEAKER WILL NOT PLAY ANY SOUND BUT AUDIO WILL STILL BE OUTPUT FROM THE AUX SOCKETS FOR CONNECTION TO A HI-FI. PRESS TO UN-MUTE THE MINIRIG.

LEFT

MINIRIG WILL PLAY LEFT CHANNEL ONLY. BOTH LEFT AND RIGHT CHANNELS WILL BE OUTPUT FROM AUX SOCKETS. USE THIS FOR SETTING UP WIRED STEREO 2.0 OR 2.1 SYSTEM USING STEREO SPLITTER CABLE.

RIGHT

MINIRIG WILL PLAY RIGHT CHANNEL ONLY. BOTH LEFT AND RIGHT CHANNELS WILL BE OUTPUT FROM AUX SOCKETS. USE THIS FOR SETTING UP WIRED STEREO 2.0 OR 2.1 SYSTEM USING STEREO SPLITTER CABLE.

MONO

MINIRIG WILL PLAY LEFT AND RIGHT CHANNELS SUMMED FOR MONO SOUND. BOTH LEFT AND RIGHT CHANNELS WILL BE OUTPUT FROM AUX SOCKETS. USE THIS BY DEFAULT FOR SINGLE MINIRIG OR WHEN LINKING UP WITH MULTIPLE MINIRIGS.




DEVICE A IS SELECTED. PRESS DEVICE B TO SWITCH AUDIO STREAM IF THERE ARE TWO AUDIO DEVICES CONNECTED AND PLAYING.



DEVICE B IS SELECTED. PRESS DEVICE A TO SWITCH AUDIO STREAM IF THERE ARE TWO AUDIO DEVICES CONNECTED AND PLAYING.




MINIRIG LED IS NORMAL BRIGHTNESS. PRESS TO SELECT NIGHT MODE AND DIM THE LED.




MINIRIG LED IS DIMMED FOR NIGHT MODE. PRESS TO RETURN LED TO NORMAL BRIGHTNESS.



PRESS TO TURN THE MINIRIG OFF. THIS WILL CLOSE THE CONNECTION.



PRESS TO BEGIN WIRELESS LINK UP SEARCH AND PAIRING. THIS WILL CLOSE THE CONNECTION.



THE MINIRIG IS CURRENTLY PAIRED WITH ANOTHER MINIRIG IN WIRELESS LINK UP. PRESS TO UNPAIR THEM. IF YOU PRESS AND HOLD THE BUTTON FOR TWO SECONDS YOU WILL BE ABLE TO LOCK YOUR MINIRIGS IN TWS MODE

## WIRELESS LINK-UP ADVANCE FEATURES

In wireless link up mode, all commands from the app will be passed on to the other (slave) Minirig. In addition, the following options will become available.

2.1

STEREO 2.1 MODE. THIS MINIRIG WILL PLAY LEFT CHANNEL ONLY AND OUTPUT LEFT AND RIGHT CHANNELS FROM AUX SOCKETS. THE OTHER MINIRIG WILL PLAY RIGHT CHANNEL ONLY AND OUTPUT LEFT AND RIGHT CHANNELS FROM AUX SOCKETS. THIS IS THE DEFAULT SETTING WHICH IS SUITABLE FOR 2 MINIRIGS OR 2 MINIRIGS AND 1 SUBWOOFER.

2.2

STEREO 2.2 MODE. THIS MINIRIG WILL PLAY LEFT CHANNEL ONLY AND OUTPUT LEFT CHANNEL ONLY FROM AUX SOCKETS. THE OTHER MINIRIG WILL PLAY RIGHT CHANNEL ONLY AND OUTPUT RIGHT CHANNEL ONLY FROM AUX SOCKETS. THIS IS SUITABLE FOR 2 MINIRIGS, 2 MINIRIGS AND 2 SUBWOOFERS, OR MULTIPLE MINIRIGS/SUBWOOFERS WHILE KEEPING STEREO SOUND.

MONO

DUAL MONO MODE. THIS MINIRIG WILL PLAY LEFT AND RIGHT CHANNELS AND OUTPUT LEFT AND RIGHT CHANNELS FROM AUX SOCKETS. THE OTHER MINIRIG WILL PLAY LEFT AND RIGHT CHANNELS AND OUTPUT LEFT AND RIGHT CHANNELS FROM AUX SOCKETS. THIS IS SUITABLE IF USING MINIRIGS IN DIFFERENT ROOMS OR LINK UPS WITH MULTIPLE MINIRIGS/SUBWOOFERS.

